






Thomas Russell Junior School

Zoom lessons this week will not be related to the DDs - check your emails for details ☺

Day 3 - Week beginning 22 nd June 2020 #BornReady!	
9 - 9.30am 	'PE with Joe' Start the day with some action! A 30 minute workout with Joe Wicks on YouTube.
9.30 - 11.00am 	<u>Activity 1:</u> Guided Reading: Guided Reading. Read chapters 17 and 18 of War Horse and discuss some of the questions in the planning. Alternatively, have a go at the comprehension task - The Riddle House. <u>Activity 2:</u> Work through the BBC Bitesize video and exercises to revise how to use commas and hyphens correctly to avoid ambiguity - especially in lists. https://www.bbc.co.uk/teach/class-clips-video/english-ks2-ks3-confusing-sentences-using-commas-and-hyphens/zdv6nrd Next, have a go at Wednesday's worksheet from the Home Learning Pack (in Day 1's file) based on using commas in a list. Can you apply what you have learnt from the video?
11.15 - 12.15pm 	We are involved in a TT Rockstars Top of The Rocks battle again against 5 other local primary schools and it continues until the 28th June. Please play whenever you get a chance. It would be lovely to get first place again. 😊🏆 <i>"Substitute" means to put in the place of another.</i> Substitution In Algebra "Substitution" means putting numbers where the letters are:



When we have:

$$x - 2$$



And we know that $x=6$...



... then we can
"substitute" 6 for x:

$$6 - 2 = 4$$

Example: When $x=2$, what is $10/x + 4$?

Put "2" where "x" is:

$$10/2 + 4 = 5 + 4 = 9$$

Now have a go at Wednesday's worksheet on 'Substitution'. (In the Home Learning pack in Day 1's file).

It might seem tricky - but you can do it!